



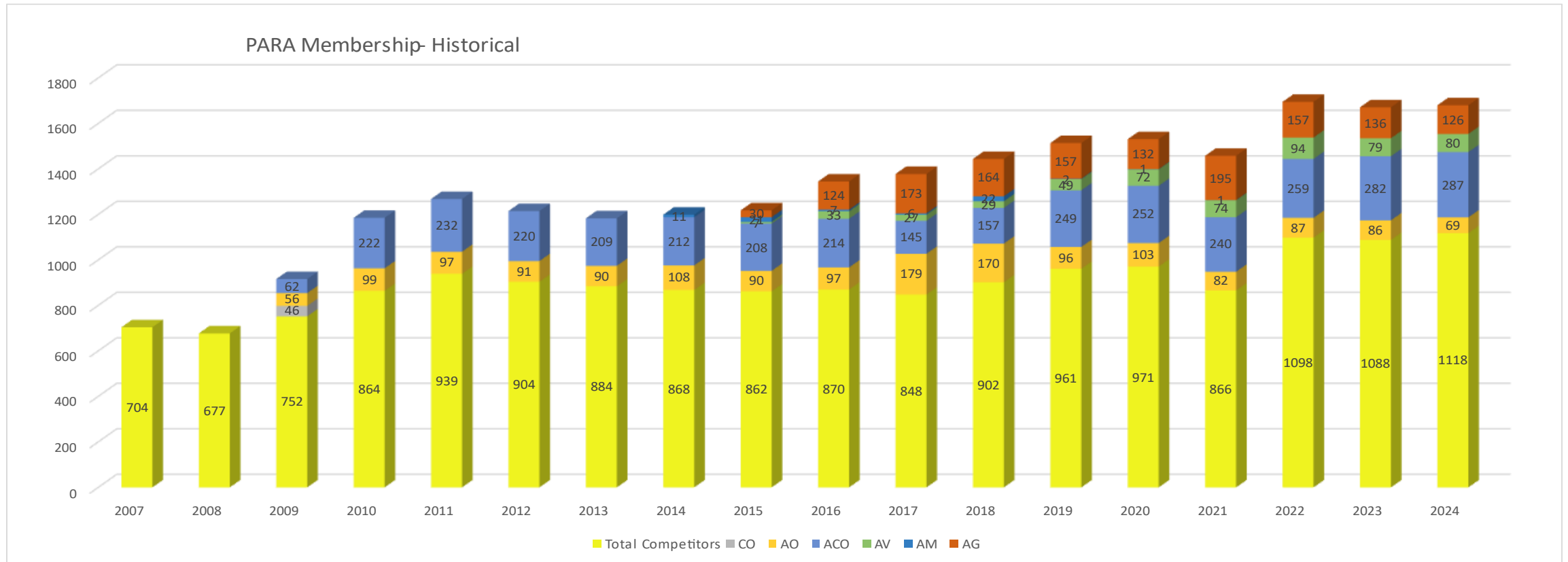
**SKI &  
SNOWBOARD**  
PENNSYLVANIA ALPINE RACING ASSOCIATION

## Membership Report for 2023/2024 Season

Linda Finnerty – Membership Chairperson

# PARA Membership Levels

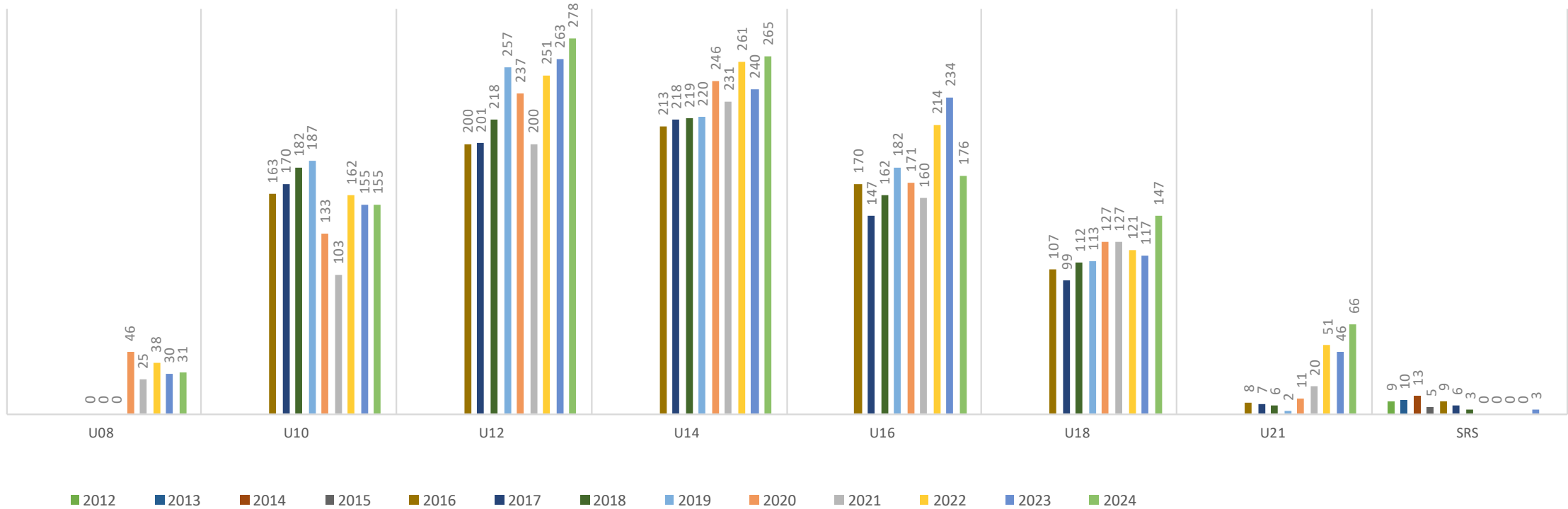
2011/12	2012/13	2013/14	2014/15	2015/16	2016/2017	2017/2018	2018/2019	2019/2020	2020/2021	2021/2022	2022/2023	2023/2024
1215	1183	1197	1218	1345	1378	1444	1514	1531	1458	1695	1671	1680



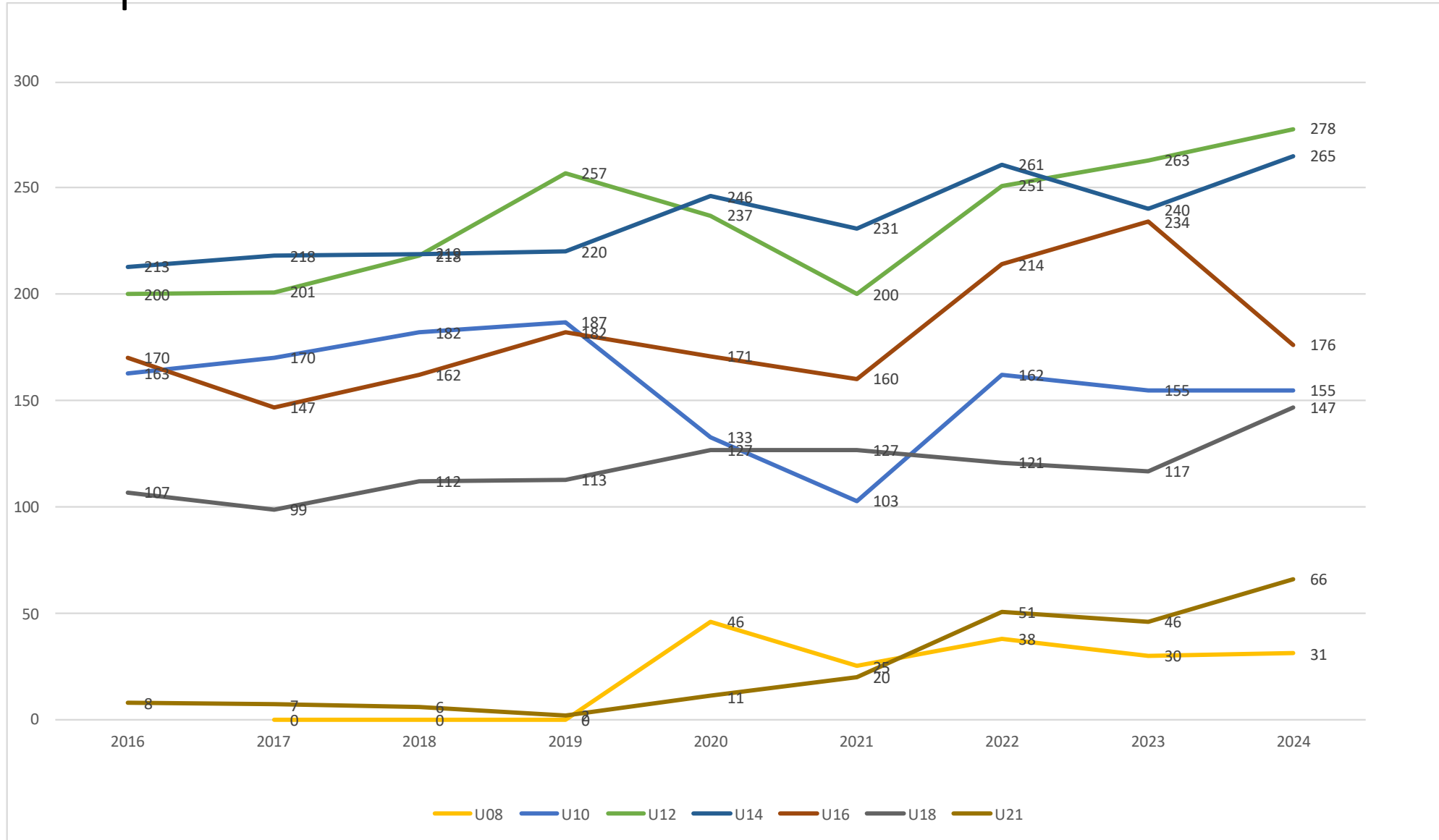


# PARA Competitor License Comparison

LICENSE COMPARISON



# PARA Year-Over-Year Competitor Age Category Comparison



# Year-over-Year % Comparison

	2011/2012	2012/2013	2013/2014	2014/2015	2015/2016	2016/2017	2017/2018	2018/2019	2019/2020	2020/2021	2021/2022	2022/2023	2023/2024
Officials		-4.0%	9.1%	-9.3%	3.2%	4.0%	0.9%	5.2%	2.8%	-10.2%	6.9%	6.0%	-3.4%
Alpine Youth		12.7%	-6.5%	2.5%	3.8%	2.2%	4.8%	6.8%	-0.3%	-18.4%	21.5%	-3.5%	5.6%
Alpine Competitor		-24.0%	7.3%	-0.6%	-9.8%	-10.0%	7.5%	5.7%	3.9%	-0.7%	20.5%	2.8%	-2.1%

Percentage change based on previous year's membership level

# Competitor % Changes

% Change	2016	2017	2018	2019	2020	2021	2022	2023	2024			AVG
U08->U10					189%	312%	326%	417%	400%			329%
U10->U12	23%	18%	20%	37%	78%	94%	55%	70%	79%			53%
U12->U14	7%	8%	0%	-14%	4%	16%	4%	-9%	-5%			1%
U14												
U14->U16	-20%	-33%	-26%	-17%	-30%	-31%	-18%	-3%	-34%			-23%
U14->U18	-50%	-55%	-49%	-49%	-48%	-45%	-54%	-51%	-45%			-49%
U14->U21	-96%	-97%	-97%	-99%	-96%	-91%	-80%	-81%	-75%			-90%
U16->U18	-37%	-33%	-31%	-38%	-26%	-21%	-43%	-50%	-16%			-33%
U18->U21	-93%	-93%	-95%	-98%	-91%	-84%	-58%	-61%	-55%			-81%

Percentage change based on within years competitor level

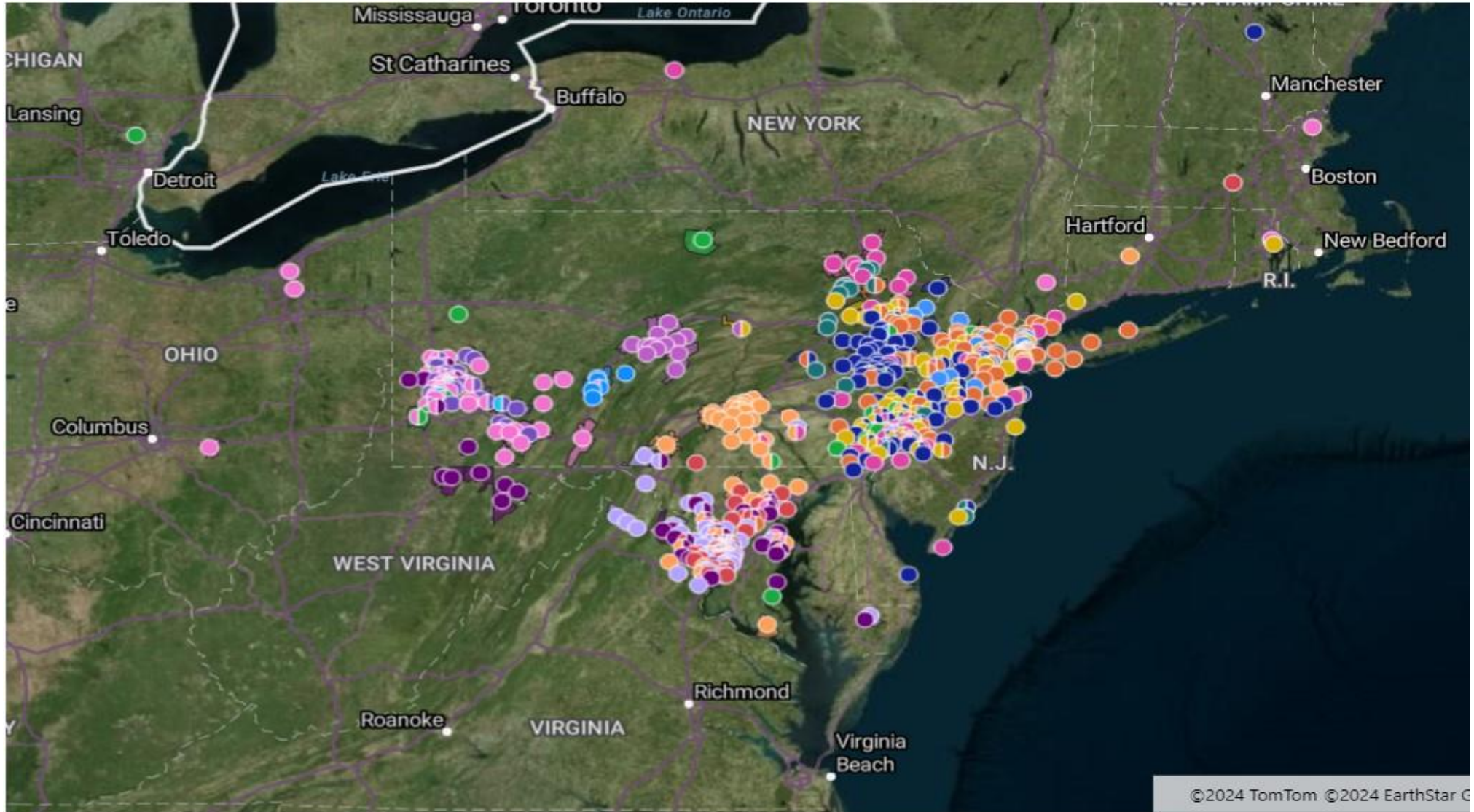




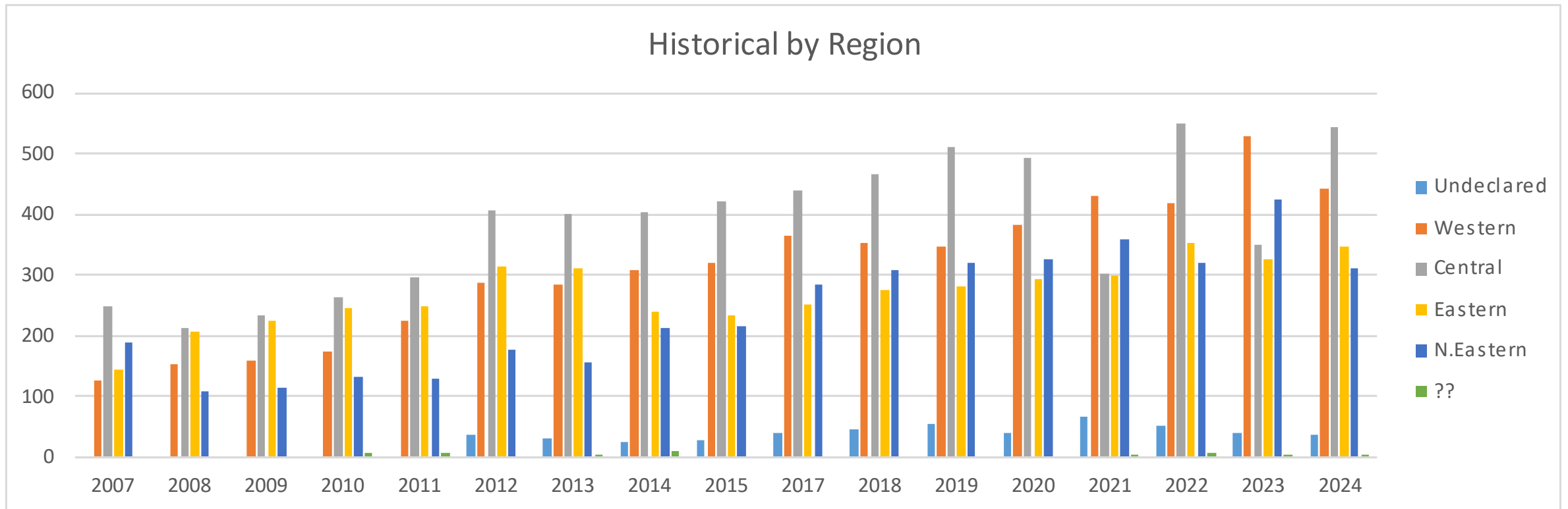
# PARA Member Zip Code Clusters

Zipcode\_1 and Club

Club   ● Blue Kn...   ● Blue Mo...   ● Camelb...   ● Deep Cr...   ● Elk Mou...   ● Hidden ...   ● Jack Fro...   ● Liberty ...   ● Montag...   ● NULL   ● PA Frees...   ● Shawne...   ● Ski Rou..



# PARA Regional Comparison



Note – The Regional total between 2013 and 2014 deltas was due to a realignment of Eastern & Northeastern clubs

## PARA State Championship Quotas - 2023

			Membership #'s			Quotas			Quotas % of Membership			
			Region	Female	Male	Total	Female	Male	Total	Female	Male	Total
			Min Quota	70	Central	33	40	73	11	13	24	33.3%
Max Quota	85	Eastern	30	41	71	10	14	24	33.3%	34.1%	33.8%	
Initial Quota %	40%	Northeastern	20	28	48	6	9	15	30.0%	32.1%	31.3%	
Applied Quota %	34.94%	Western	30	36	66	10	12	22	33.3%	33.3%	33.3%	
		Total	113	145	258	37	48	85	32.7%	33.1%	32.9%	

			Membership #'s			Quotas			Quotas % of Membership			
			Region	Female	Male	Total	Female	Male	Total	Female	Male	Total
			Min Quota	70	Central	29	43	72	10	16	26	34.5%
Max Quota	85	Eastern	22	42	64	8	15	23	36.4%	35.7%	35.9%	
Initial Quota %	40%	Northeastern	22	20	42	8	7	15	36.4%	35.0%	35.7%	
Applied Quota %	37.90%	Western	30	28	58	11	10	21	36.7%	35.7%	36.2%	
		Total	103	133	236	37	48	85	35.9%	36.1%	36.0%	

Note: Quotas were calculated by age group, by region, by gender with the following formula = floor(Membership # \* Applied Quota %)

Last Updated: 2/5/23

## PARA State Championship Quotas - 2024

			Membership #'s			Quotas			Quotas % of Membership			
			Region	Female	Male	Total	Female	Male	Total	Female	Male	Total
			Min Quota	70	Central	29	50	79	9	16	25	31.0%
Max Quota	85	Eastern	36	35	71	11	11	22	30.6%	31.4%	31.0%	
Initial Quota %	40%	Northeastern	31	15	46	10	4	14	32.3%	26.7%	30.4%	
Applied Quota %	32.48%	Western	35	43	78	11	13	24	31.4%	30.2%	30.8%	
		Total	131	143	274	41	44	85	31.3%	30.8%	31.0%	

			Membership #'s			Quotas			Quotas % of Membership			
			Region	Female	Male	Total	Female	Male	Total	Female	Male	Total
			Min Quota	70	Central	37	43	80	12	14	26	32.4%
Max Quota	85	Eastern	24	48	72	7	15	22	29.2%	31.3%	30.6%	
Initial Quota %	40%	Northeastern	18	29	47	5	9	14	27.8%	31.0%	29.8%	
Applied Quota %	33.28%	Western	33	34	67	10	11	21	30.3%	32.4%	31.3%	
		Total	112	154	266	34	49	83	30.4%	31.8%	31.2%	

Note: Quotas were calculated by age group, by region, by gender with the following formula = floor(Membership # \* Applied Quota %)

Last Updated: 2/7/24

# PARA – Looking Ahead

1. Post COVID numbers per Age Category seem to be leveling back to pre-COVID levels.
2. USSS Dues Management - With the BOD confirmation, an increase in the membership rates for the 2024/2025 season will be instituted, we have confirmed to USSS the updated rate structure.
3. What should the PARA event model be for U14 and younger athletes?
4. What should PARA do with the U10 and younger participants?