



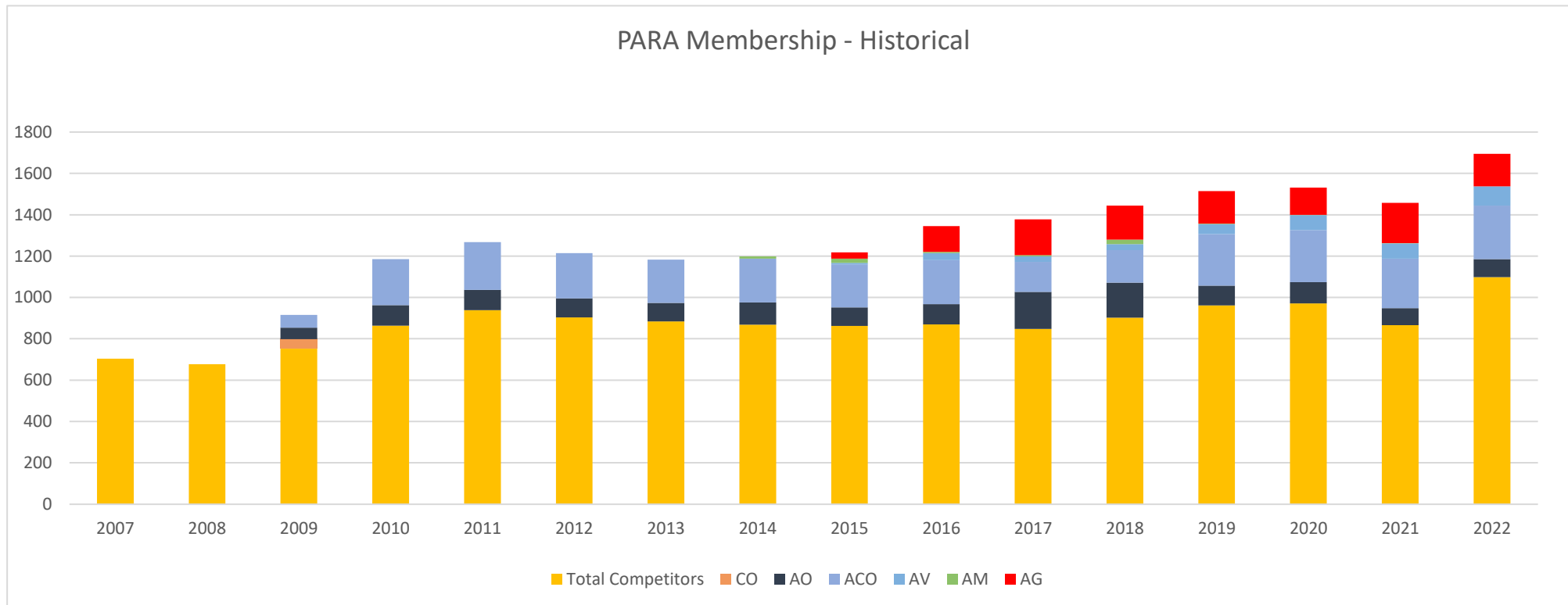
**SKI &
SNOWBOARD**
PENNSYLVANIA ALPINE RACING ASSOCIATION

Membership Report for 2021/2022 Season

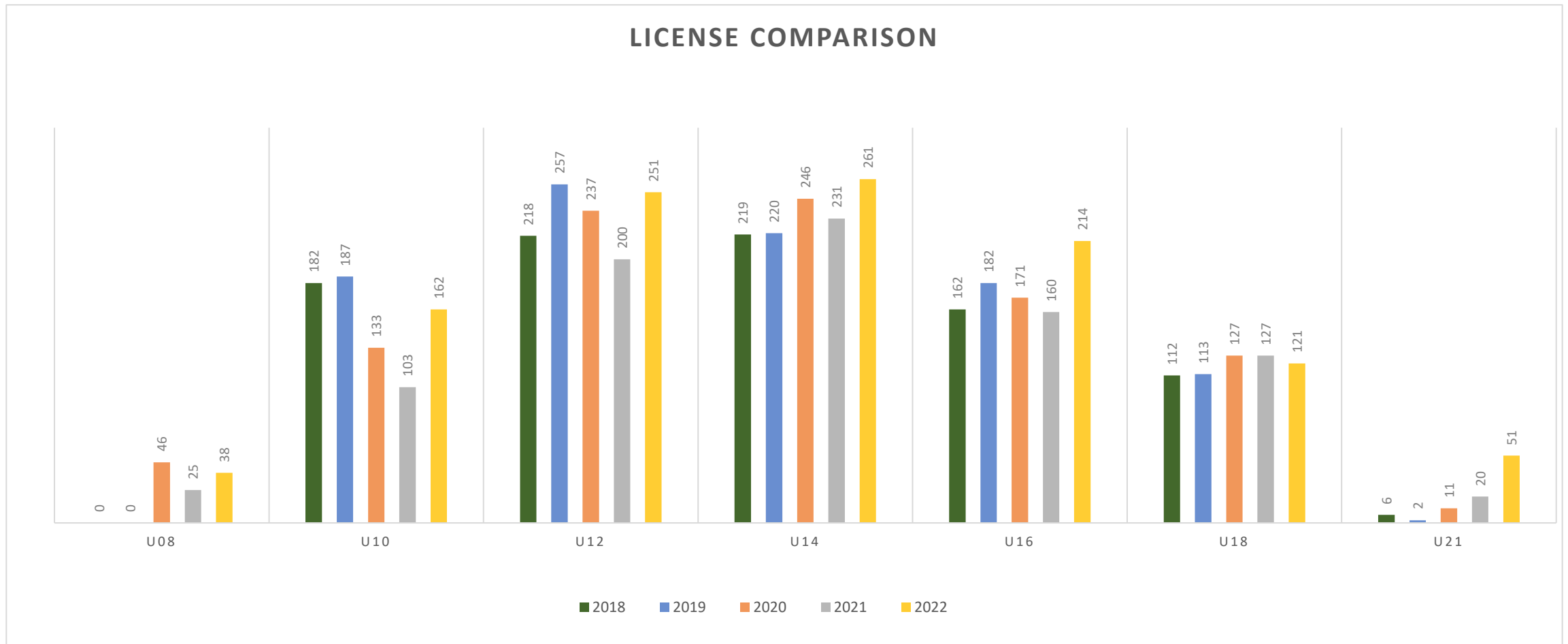
Linda Finnerty – Membership Chairperson

PARA Membership Levels

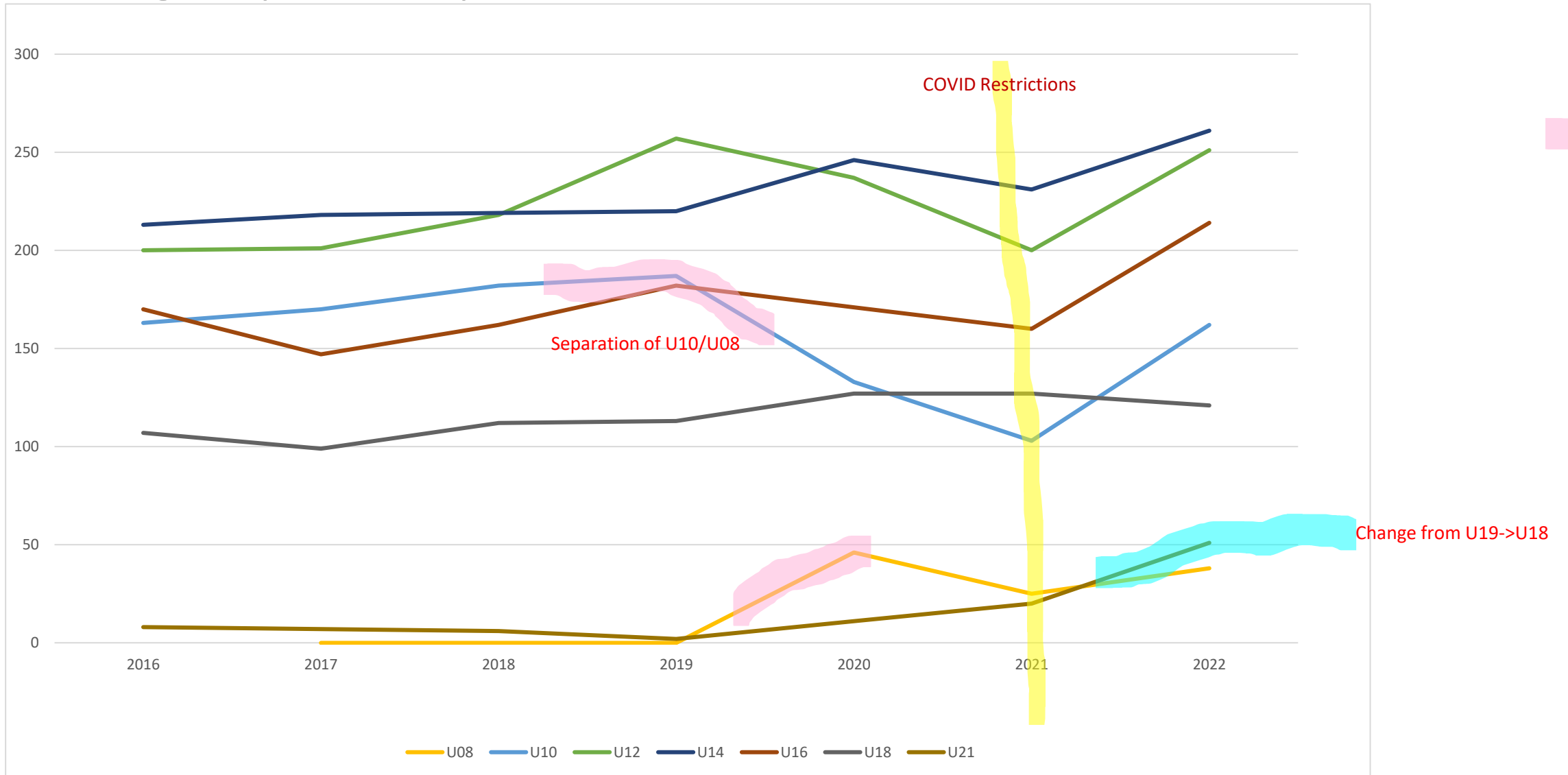
2011/12	2012/13	2013/14	2014/15	2015/16	2016/2017	2017/2018	2018/2019	2019/2020	2020/2021	2021/2022
1215	1183	1197	1218	1345	1378	1444	1514	1531	1458	1695



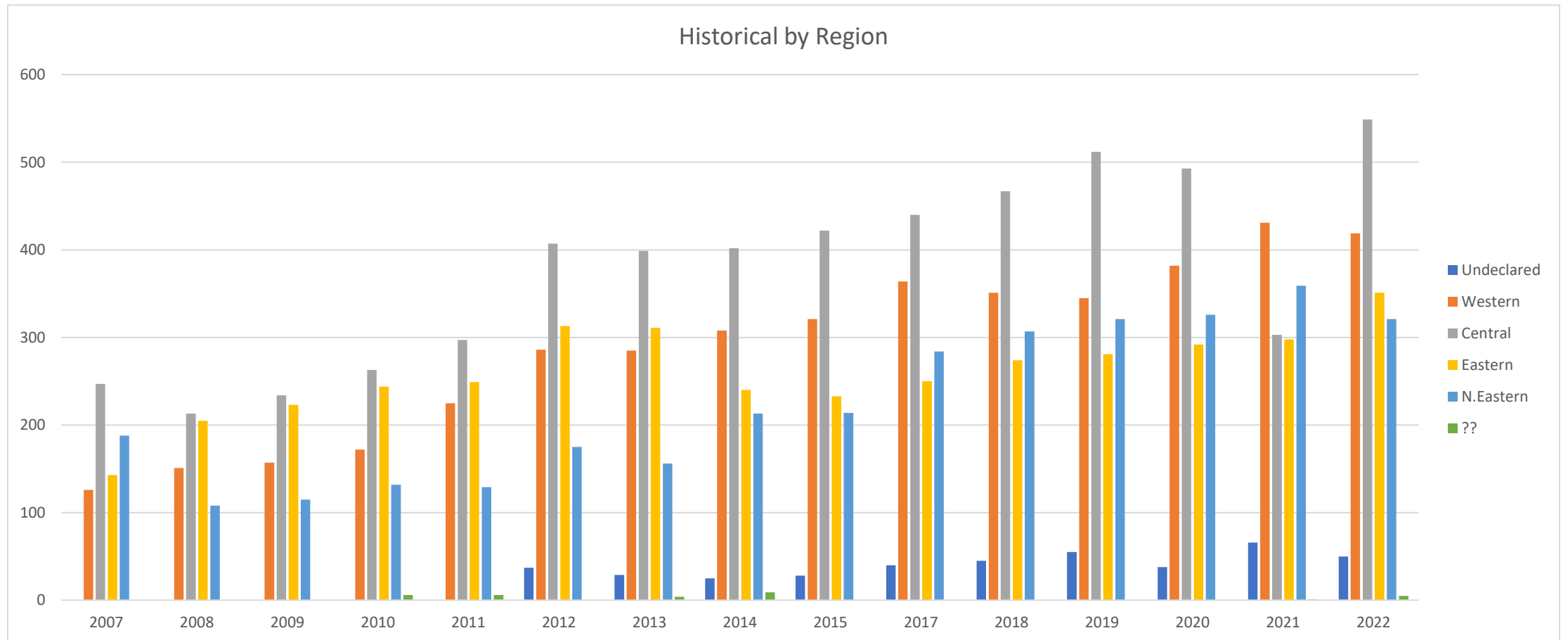
PARA Competitor License Comparison Over the Last Five Years



PARA Year-Over-Year Competitor Age Category Comparison



PARA Regional Comparison



Note – The Regional total between 2013 and 2014 deltas was due to a realignment of Eastern & Northeastern clubs

PARA State Championship Quotas - 2022

PARA State Championship Quotas - 2022													
U12			Membership #'s				Quotas			Quotas % of Membership			
			Region	Female	Male	Total	Female	Male	Total	Female	Male	Total	
	Min Quota	70	Central	41	37	78	15	13	28	36.6%	35.1%	35.9%	
	Max Quota	85	Eastern	24	40	64	8	14	22	33.3%	35.0%	34.4%	
	Initial Quota %	40%	Northeastern	11	24	35	4	8	12	36.4%	33.3%	34.3%	
	Applied Quota %	36.99%	Western	39	27	66	14	9	23	35.9%	33.3%	34.8%	
			Total	115	128	243	41	44	85	35.7%	34.4%	35.0%	
U14			Membership #'s				Quotas			Quotas % of Membership			
			Region	Female	Male	Total	Female	Male	Total	Female	Male	Total	
	Min Quota	70	Central	36	44	80	12	15	27	33.3%	34.1%	33.8%	
	Max Quota	85	Eastern	27	38	65	9	13	22	33.3%	34.2%	33.8%	
	Initial Quota %	40%	Northeastern	26	18	44	9	6	15	34.6%	33.3%	34.1%	
	Applied Quota %	35.10%	Western	28	37	65	9	12	21	32.1%	32.4%	32.3%	
			Total	117	137	254	39	46	85	33.3%	33.6%	33.5%	
Note: Quotas were calculated by age group, by region, by gender with the following formula = floor(Membership # * Applied Quota %)													
Last Updated: 2/2/22													

PARA – Looking Ahead

1. How do we maintain the PARA Membership spike from 2021->2022? Was the spike primarily due to the relaxation of COVID restrictions?
2. USSS Dues Management - With the BOD confirmation, an increase in the membership rates for the 2022/2023 season will not be pursued, we have confirmed to USSS the same rate structure as in previous years
3. What should the PARA event model be for U14 and younger athletes?
4. What should PARA do with the U10 and younger participants?